

Spending tracker

Before deciding on changes to your spending, it's a good idea to understand how you use your money now.

Keeping track of what you earn and everything you spend money on for a month, rather than just a week or two, lets you see all of your income and expenses in one place. Many people who track their spending for a month discover that they're spending money in small ways that add up and sometimes don't match their priorities. Once they track their spending, many people can find money to save for emergencies, unexpected expenses, and goals. Others are able to balance their budgets.

What to do

- **Get a small container or envelope.** Every time you spend money, get a receipt and put it into the case or envelope. If the receipt doesn't list what you purchased, take a few seconds and write it on the receipt. If you don't get a receipt, write down the amount and what you purchased on a piece of paper and add it to the stack. If you use a mobile device to keep track of your spending, make sure you read the "Protecting your information on digital money apps" tips in Module 4.
- **Analyze your spending.** Go through your receipts and enter the total you spent in each category for each week. Add the weekly amounts per category. Write these down in the "Category totals" column. Once you have these totals, add them together to get your total spending for the month. If tracking your spending for a whole month seems too difficult, try it for just one or two weeks.
- **Notice trends.** Circle items that are the same every month (like rent, car, or cell phone payments). These are often your needs and obligations. This will make creating your budget easier. Identify any areas you can eliminate or cut back on—these will generally be wants.

A step further

Once you've tracked your spending, be sure to add it into your budget or cash flow budget. Learn more about cash flow budgets in Module 5: Getting through the Month.

CATEGORIES USED IN THE SPENDING TRACKER













	Cell phone	Any costs related to having and using your cell phone
	Debt payment	Credit card payments, payday loan payments, pawn loan payments, auto title loan payments, other loan payments
	Eating out	Any meals or beverages purchased outside of the home
	Education + childcare	Childcare costs, school supplies, school materials fees, field trips, other activity fees
	Entertainment + personal care	Movies or concerts, sports equipment/fees, sporting events, lottery tickets, alcohol, books/CDs, subscriptions, streaming services, haircuts, hygiene items, dry cleaning
	Groceries + other supplies	Food and beverages brought into the home, household supplies (diapers, paper towels, etc.)
	Health expenses	Co-payments, medication, eye care, dental care, health insurance premiums
	Helping others	Donations to religious organizations or other charities, gifts
	Housing + utilities	Rent, mortgage, insurance, property taxes, electricity, gas, water and sewage, landline, television, Internet service
	Pets	Food, vet bills, and other costs associated with caring for your pets
	Transport	Gas, car payment, insurance, repairs, transit fares, ride services, cabs
	Other	<ul style="list-style-type: none"> ● Court-ordered expenses (child support, restitution) ● Household items (things for your home like cleaning supplies, kitchen appliances, furniture, other equipment) ● Savings (saving for emergencies, goals, back-to-school expenses, holiday purchases, children's education, retirement) ● Tools or other job-related expenses (equipment, special clothing, job-related books, machinery, working animals or livestock, union dues)



A Spending tracker can help you analyze and change your spending habits

1. Get an envelope to collect your receipts.
2. Use the table to track your spending in the categories below. Don't forget about bills you share with others.
3. At the end of the month, add up each category.

Spending for the month of: _____

	WEEK 1	WEEK 2	WEEK 3	WEEK 4	WEEK 5	CATEGORY TOTALS
 Cell phone						\$ 0.00
 Debt payment						\$ 0.00
 Eating out						\$ 0.00
 Education + childcare						\$ 0.00
 Entertainment + personal care						\$ 0.00
 Groceries + other supplies						\$ 0.00
 Health expenses						\$ 0.00
 Helping others						\$ 0.00
 Housing + utilities						\$ 0.00
 Pets						\$ 0.00
 Transport						\$ 0.00
 Other						\$ 0.00

Total spending this month: \$ 0.00

This tool is included in the Bureau of Consumer Financial Protection's Your Money, Your Goals: A financial empowerment toolkit. The Bureau has prepared this material as a resource for the public. This material is provided for educational and information purposes only. It is not a replacement for the guidance or advice of an accountant, certified financial advisor, or otherwise qualified professional. The Bureau is not responsible for the advice or actions of the individuals or entities from which you received the Bureau educational materials. The Bureau's educational efforts are limited to the materials that the Bureau has prepared.

This tool may ask you to provide sensitive information. The Bureau does not collect this information and is not responsible for how your information may be used if you provide it to others. The Bureau recommends that you do not include names, account numbers, or other sensitive information and that users follow their organization's policies regarding personal information.